

AMERICAN MACHINIST

AUTOMATION
BRUSH UP YOUR
FINISHING
TECHNIQUES

Page 30

TOOLING & FIXTURING
BALANCING
PAYS OFF

Page 34

SOFTWARE &
CONTROLS
DFMA FOR MAX
EFFICIENCY

Page 38

FIRED UP FOR
SUPERALLOYS

Page 14



CONTENTS



AMERICAN MACHINIST | Volume 153 | Number 5 | May 2009

ON THE COVER



F100 fighter-jet engines have accumulated more than 20 million flight hours in service. Photo by courtesy of Pratt & Whitney.

EDITORIAL MISSION:

American Machinist empowers self-determined machine shop owners and managers to control their future. It does this by sharing tools, insights and best practices that managers use to embrace technology, innovate and systematically improve operations. American Machinist facilitates the leap from survival to growth for a community of owners and managers who operate metalworking businesses in the context of a global manufacturing economy.

AMERICAN MACHINIST (ISSN 104-7958), founded 1877, is published monthly by Penton Media, Inc., 9800 Metcalf Ave., Overland Park, KS 66202-2216.

Telephone: 216.696.7000. Fax: 216.931.9524. Printed in U.S.A. Copyright © 2009 by Penton Media, Inc. All rights reserved. Periodicals Postage Paid at Shawnee Mission KS and at additional mailing offices. Can. GST #R126431964. Canada Post International Publications Mail (Canadian Post Publications Mail Agreement Number 40612608). Canada return address: Bleuchip International PO Box 25542, London ON N6C 6B2. **POSTMASTER:** send address changes to American Machinist, Penton Media Customer Service, P.O. Box 2136, Skokie, IL 60076-7836. **European delivery:** Editeur Responsable (Belgique), Christian Desmet, Vuurgatstraat 92, 3090 Overijse, Belgique. **Subscriptions:** Solicited at no charge in the U.S. from corporate executives, manufacturing and manufacturing engineering managers, and manufacturing engineers in qualified metalworking plants. All others may subscribe at \$90 per year or \$140 for two years (single issue: \$8) in the U.S. Canadian subscriptions: \$100 per year or \$170 for two years (single issue: \$9). All other countries: \$125 per year or \$195 for two years (single issue: \$12). Send subscription payments to Penton Media, Inc., Subscription Lockbox, P.O. Box 2135, Skokie, IL 60076-7835. Please allow 6-8 weeks to process order. Air mail available on request. Direct all paid subscription inquiries to 847.763.9670.

FEATURES

12

MEDICAL MANUFACTURING

Medical machine shop cures production ailments with a wire-EDM transplant.

14

MACHINING

High-strength, corrosion-resistant superalloys call for special attention.

DEPARTMENTS



18 MACHINE TOOLS

Mist-collector installation, Part 2; Taiwan's strategy.

30 AUTOMATION

The right brush is critical to automated finishing.



34 TOOLING & FIXTURING

Balancing toolholders pays off.

38 SOFTWARE & CONTROLS

Trimming costs at the design stage.

40 SHOP OPERATIONS

Apprenticeships continue to reward workers, employers.



VIEWPOINTS

6 COMMENTARY

8 GOVERNMENT MATTERS

10 NTMA NOTES

READER SERVICE

46 AM MARKETPLACE

48 ADVERTISER INDEX



BRUSHES PLANT THE SEED FOR AUTOMATED FINISHING

In fully automated part finishing processes, proper brush selection plays a critical role in tool performance and longevity.

Manufacturers of small parts often face the challenge of deburring, edge blending and surface finishing components. These small components are usually taken out of the production stream to be manually finished with hand-held tools, which reduces productivity and makes for inconsistent product quality.

Miniature deburring brushes can solve both the productivity and quality challenges involved when manufacturing parts of various small sizes, contours

and materials. However, in instances where the process is fully automated, proper brush selection plays a more integral role in improving the tool's performance and life span.

Miniature brushes are generally best suited to address tight tolerances, edge blending, deburring and other finishing requirements that have a direct impact on overall component functionality. One example of such a component is an injection-molded tube for agricultural seed-ejection systems.

Precision Planting Inc. in

Tremont, Ill., manufactures a variety of systems that are designed for exact seed spacing and placement. Because the accuracy of seed placement relies heavily on precise timing, surface finishes of seed-ejection components must be void of even the slightest variations or irregularities that may impede seed travel.

One of the shop's newest systems incorporated injection-molded tubes that ended up having residual flashing created by the molding process. The flashing

measured only 0.002 in. to 0.005-in. thick, but its long ridge was rough and caused problems with part performance.


To remove the flashing, Precision Planting incorporated an abrasive nylon brush from Brush Research Manufacturing.

According to Derek Sauder, engineer at Precision Planting, the nylon brush does not speed part production, per se, because production is already automated and therefore highly efficient. But, he said the brush allows the shop to produce the most accurate planting equipment.

General parameters

Choice of a miniature brush depends on the application at hand and can involve variables such as contours required, type of material and the amount of material to be removed. Other factors that apply when using brushes in automated applications include machine tool rpm, feedrates and optimum wear-life of the brushes.

While most shops know



what size brush to use, they aren't always sure of the most suitable style to select for a given application. There are several different types of brushes available that vary not only in size, but also in filament type. The most commonly used are carbon steel, stainless steel, brass, nylon and abrasive-filled nylon. And abrasive-filled ones can contain silicon carbide, aluminum oxide or diamond abrasive. Diamond-filled brushes cut harder materials, deburr faster and last longer.

Ball-style brushes, or "dingleberry" hones, are a popular choice among shops, and the tools can be

as small as 0.156 in., such as with Brush Research Manufacturing's Flex-Hone brushes. Flex-Hone brushes feature globules or balls of abrasive grit permanently laminated to the end of nylon filaments.


"For any application with a bore size of 0.156 in. or greater, the ball hone is almost always the preferred tool," said Mike Miller of Brush Research Manufacturing. "One reason is that it is more abrasive at the point of attack, whereas an abrasive nylon brush will have abrasive grit particles interspersed throughout the filament. The ball-style hone is about 95 percent pure grain abrasive right at the point of need, so it really does an effective job."

Miller does not recommend a ball-style hone for working on threads. Instead he said that abrasive nylon does a better job of removing burrs and polishing thread peaks and flank angles, particularly in tapped aluminum holes.

Abrasive nylon brushes have gained popularity because the nylon is non-reactive, so the brush does not impart carbon impurities onto part surfaces. Nylon doesn't oxidize, so it

Ball-style brushes can be as small as 0.156 in., such as Brush Research Manufacturing's Flex-Hone.

Miniature brush types (lower left) vary from those with filament of nylon, wire or stainless steel to those having abrasive grits made of carbon steel, stainless steel, brass, or diamond-filled abrasive nylon.



won't rust or cause rust. And as far as safety is concerned, metal filaments can develop wire fatigue over time, whereas nylon ones won't.

For automated applications, Miller advised that small-diameter brushes – under 0.0625 in. – are not usually rotated under power because the brush stem wires are very fine and may bend. However, there is a series of holders and pin vises that are commercially available to grip the small-diameter brushes.

Grit selection is another important variable and may require technical support from a brush supplier. Shops may be unaware that parts needing very fine finish requirements may benefit from brushes with finer grit material. Or they may not realize that hard materials, such as ceramics and glass, may require a diamond grit.

Help with specs

According to Miller, shops may have several concerns about

specifying brushes. A primary concern is whether or not to automate the brush operation. It quickly becomes obvious to most shops that automating a process and avoiding secondary operations delivers significant benefits in terms of both productivity and consistency.

“We encourage customers to get assistance from our engineering department. Also, we have a surface-finishing laboratory, and we encourage customers to send in the parts in question to us – the parts they would like to deburr or finish with our products. We analyze the parts, select the tools we think will provide the best solution, and run tests. We return the part with our best recommendations regarding tool selection, operating parameters and surface finishing measurements, if required,” said Miller. <<


Information for this article provided by Brush Research Manufacturing Co. (www.brushresearch.com).

VICE PRESIDENTS APPOINTED

Royal Products (www.royalprod.com), a U.S. manufacturer of machine tool performance accessories, some of which help automate operations, has promoted two former company directors to positions as vice president.

Christopher Jakubowsky is now the vice president of operations and will oversee the company's manufacturing, warehousing, engineering, MIS, purchasing, and finance departments. He has 12 years of experience with the company.

With 18 years service at Royal Products, Thomas Sheridan has been appointed to the new position of vice president of marketing. All domestic and international sales and marketing-related functions of the company will fall under his responsibility. <<



ROBOTIC END EFFECTORS

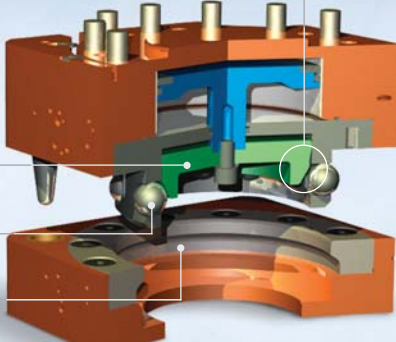
Why ATI sells more Robotic Tool Changers than anyone else in the world.

Superior Fail-Safe—springless design maintains lock position in event of air pressure loss


Specially Tapered Cam—second taper produces high locking strength

Locking Balls—Low-friction locking balls extend the life of the unit

Lock Ring—Wide footprint of lock ring creates high moment capacity in locking mechanism



- Wide-diameter locking mechanism and specially tapered cam produce high coupling strength and large moment capacity, which eliminates gapping.
- Superior mechanical fail-safe keeps tool locked to master plate in the event of air pressure loss—without a spring. This no-spring design eliminates unlock problems.
- Engineered for long life—patented double-taper lock wears in, not out. Million-cycle tested for high repeatability.



ATI INDUSTRIAL AUTOMATION
 ISO 9001 Registered
 Engineered Products for Robotic Productivity

www.ati-ia.com/qc/
 919.772.0115